



Newsletter No. 5

01/19/2024



Dear valued customers,

Hello from all of us at Jack Home Construction! We hope you all had a Merry Christmas and a Happy New Year. We're not only dedicated to delivering the highest quality new home construction and renovation services, but also to helping you design and improve your home. We are always on the lookout for the latest trends and advancements in the industry to ensure that your home is not only functional, but also a beautiful and inviting space. We hope you find this newsletter helpful.

Newsletter No. 5 Contents:

COMPANY UPDATES

- The “News” section on our website
- Our New Office!

INDUSTRY NEWS

- LP Smart Siding

CURRENT TRENDS

- Transom doors

TIPS AND ADVICE

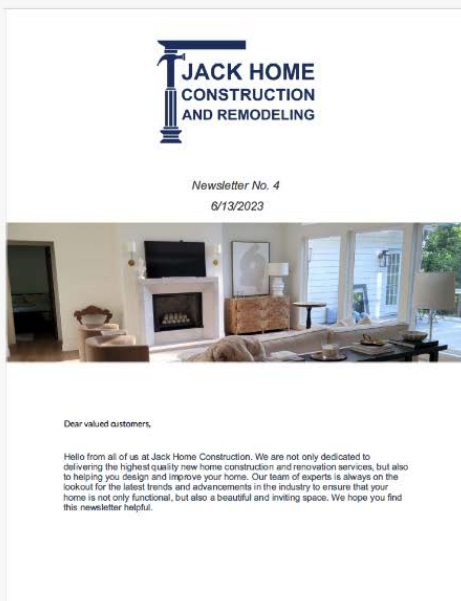
- How To Prepare Your Home For Winter

COMPANY UPDATES

We now have a “News” section on our website!

We're happy to announce that you can now view all of our newsletters in one place, on our website! Each newsletter is in a PDF format, where you can read more about us and the company in times past. We hope you find this section of our website helpful, informative, and a great way to learn more about us and our business.

Read Our Newsletters To Learn More About Us



[Newsletter No. 4](#)



[Newsletter No. 3](#)


[View The News Page](#)

Our New Office!



We've recently built a new office for the company and are excited to share it with you! It's an addition on the side of our large building at 935 Eagle Point Bay Rd. We now have a better and more inviting space for meetings with our customers!





INDUSTRY NEWS

LP Smart Siding




image source: lpcorp.com

At Jack Home Construction, we're always on the lookout for materials that bring together durability, aesthetics, and ease of installation. One such standout in the realm of siding is LP Smart Siding, gaining traction for its unique combination of treated oriented strand board (OSB) with a protective coating on one side. Let's look into the details of why LP Smart Siding is becoming the top choice for many looking to upgrade their home exteriors.

What is LP Smart Siding:

LP Smart Siding is not your run-of-the-mill siding material. It's a carefully engineered product that marries the strength of oriented strand board with a specialized coating designed to fortify against the elements. OSB, crafted from wood strands bonded under pressure, forms the robust foundation, while the coating on one side acts as a shield, fending off moisture, impacts, and those relentless UV rays. It's a winning combination that's proving to be both stylish and practical for exterior applications.



image source: lpcorp.com

Why Homeowners Love LP Smart Siding:

Durability that Stands the Test of Time:

LP Smart Siding is built tough, ready to face whatever weather challenges come its way. The coating provides an added layer of defense, keeping moisture at bay and reducing the risk of issues like rot and warping. Say goodbye to constant maintenance and hello to a siding that goes the distance.

Aesthetic Appeal:

We know how important the look of your home is. LP Smart Siding gets it right, offering a range of textures and finishes that mimic the timeless appeal of traditional wood siding. The best part? You get the aesthetic you desire without the headaches of dealing with insects or decay.

Installation Made Easy:

Jack Home Construction values efficiency, and so does LP Smart Siding. Contractors appreciate the straightforward installation process – it's quicker compared to other materials. With its engineered design, lightweight structure, and pre-cut options, LP Smart Siding makes the installation journey a breeze, potentially saving you on labor costs.

Versatility:

LP Smart Siding doesn't just fit into one mold. It's a versatile choice for various architectural styles, perfect for both full home exteriors and as an eye-catching accent alongside other materials. Go vertical or horizontal – the creative options are limitless.



image source: [menards.com](https://www.menards.com)

Things to Consider:

Cost:

LP Smart Siding might come with a slightly higher upfront cost, but many homeowners find that the long-term benefits outweigh the initial investment. It's an investment in a siding solution that pays off over time.

Professional Installation:

While LP Smart Siding is DIY-friendly, having professionals who know the product handle the installation ensures a seamless application and maximizes its performance.

Maintenance:

LP Smart Siding demands less attention than natural wood but benefits from periodic inspections and cleaning to keep it looking sharp and performing at its best.

In Conclusion:

At Jack Home Construction, we're excited about the rise of LP Smart Siding and its transformative impact on home exteriors. With its unique blend of durability, style, and installation ease, it's become a go-to choice for homeowners looking to elevate their curb appeal. As with any construction decision, think about the long-term benefits, and LP Smart Siding is likely to emerge as a top contender for your next home improvement project. Your home deserves the best, and with LP Smart Siding, you're giving it just that!

CURRENT TRENDS

Transom Doors



Elegance Illuminated: The Timeless Allure of Transom Windows

In this newsletter edition, we're delving into the realm of architectural sophistication, and our focus is on the captivating world of transom windows. We just received an order of transom windows for a new home we're building. In fact, this kind of window has grown in popularity this past year.

According to [Southern Living](#), "transom windows have always been popular, and...they've been more prevalent than ever in the last few years. It's not just a trend though. In fact, we don't see transom windows going out of style any time soon."

So what is a transom window?

Unveiling the Transom Window: An Architectural Marvel

A transom window is not merely a piece of glass; it's an architectural marvel that transcends time. Positioned above doors or other windows, transom windows serve as both a practical and aesthetic addition to interior spaces. Let's explore the world of transom windows, discovering their history, purpose, and the myriad benefits they bring to modern interior design.

A Glimpse into History: The Evolution of Transom Windows

To truly appreciate the allure of transom windows, we embark on a journey through the corridors of architectural evolution. The story of transom windows begins in the medieval era, where their luminous presence graced the towering halls of churches and cathedrals. In this era of spiritual grandeur, transom windows played a pivotal role, channeling divine light into the sacred spaces below.

As architectural epochs unfurled, transom windows made a graceful transition from ecclesiastical settings to becoming a hallmark of residential design during the Georgian and Victorian eras. The functionality that initially defined them evolved into a marriage of practicality and aesthetics. The Georgian period, characterized by neoclassical influences, witnessed transom windows adorned with delicate moldings and classical motifs, embodying a commitment to symmetry and order.



The Victorian era, on the other hand, heralded an age of exuberance and opulence. Transom windows became more than just conduits for light; they transformed into canvases for stained glass, reflecting the era's fascination with vibrant colors and intricate detailing. These windows became a showcase of craftsmanship, each piece a unique work of art, elevating homes to the status of personal galleries.

As the architectural landscape shifted into the early to mid-20th century, with the advent of modernist movements, there was a departure from ornate detailing. Yet, even in the face of evolving design philosophies, the essence of transom windows endured. The core principles of enhancing natural light and creating a harmonious visual experience persisted, adapting to the changing tastes and preferences of each era.

In contemporary times, transom windows have experienced a revival. Homeowners and designers are rediscovering the timeless charm of these architectural elements, incorporating them into spaces that seamlessly blend classic elegance with the sleek lines of modern design. The journey of transom windows through history is a testament to their versatility and enduring appeal—a tale of adaptation, transformation, and the enduring pursuit of luminous sophistication.



So, as you consider the integration of transom windows into your home, remember that you're not just selecting a piece of glass; you're embracing a legacy that has illuminated the architectural tapestry of centuries. May your homes resonate with the timeless glow that transom windows bring, connecting past and present in a harmonious dance of light and design.

Illuminating Purpose: The Role of Transom Windows in Interior Design

Beyond their historical origins, transom windows play a pivotal role in modern interior design. Their primary purpose is to usher in natural light, creating a luminous and inviting atmosphere within a space. This illumination effect not only enhances the aesthetics of a room but also contributes to a sense of openness and airiness.

Varieties of Transom Windows: A Spectrum of Possibilities

1. Fixed Transom Windows:

- *Purpose:* Stationary, providing a steady stream of light without ventilation.
- *Ideal Spaces:* Hallways, formal living rooms, or areas where constant airflow is not a priority.

2. Operable Transom Windows:

- *Purpose:* Designed to open and close, offering the option for increased ventilation.
- *Ideal Spaces:* Kitchens, bathrooms, and rooms where controlled airflow is desired.

3. Stained Glass Transom Windows:

- *Purpose:* Infuses color and artistic flair while maintaining the benefits of natural light.
- *Ideal Spaces:* Entryways, formal dining rooms, or spaces where a touch of opulence is desired.

4. Clear Glass Transom Windows:

- *Purpose:* Maximizes the transfer of light between rooms without obstructing the view.
- *Ideal Spaces:* Connecting spaces with distinct functionalities, such as a study and a living room.



The Contemporary Resurgence: Why Transom Windows Still Shine

In an era dominated by sleek and modern design, transom windows have not lost their luster. They seamlessly bridge the gap between classic elegance and contemporary aesthetics. Whether you opt for the traditional fixed design or the dynamic operable variation, transom windows stand as a testament to the enduring marriage of form and function.

As you embark on your journey of home construction or remodeling, consider the timeless charm and practical benefits that transom windows can bring to your living spaces. May your homes be filled with the radiant glow of natural light and the unmistakable touch of architectural sophistication.

Wishing you inspired design choices and transformative home projects,
Shawn Jack, Jack Home Construction and Remodeling



TIPS AND ADVICE

How To Prepare Your Home For Winter



Winter is here! It's important to make sure your home is prepared for the colder months. Here are some tips and advice to help winter proof your home. These will keep you safe from the dangers of the cold:

1. Seal air leaks: Check around windows, doors, and other openings for air leaks and use weather stripping or caulk to seal them.
2. Insulate pipes: Wrap exposed pipes with insulation to prevent them from freezing and bursting.
3. Check your roof and gutters: Make sure your roof is in good condition and that your gutters are clear of debris. Snow and ice can put added weight on your roof and gutters, so it's important to make sure they're secure.
4. Maintain your heating system: Have your heating system inspected and serviced annually to ensure it's functioning properly and to prevent breakdowns during the winter months.
5. Add extra insulation: Consider adding extra insulation to your attic or walls to keep your home warm and to reduce heating costs.

6. Install storm windows: If you don't already have them, consider installing storm windows to provide extra insulation and protect your home from drafts.

7. Check chimneys and fireplaces: Make sure your chimneys and fireplaces are clean and free of debris to prevent fires.

8. Keep sidewalks and driveways clear: Make sure sidewalks and driveways are cleared of snow and ice to prevent accidents and injuries.

9. Store outdoor furniture: Bring outdoor furniture inside or cover it to protect it from the elements.

10. Prepare for power outages: Have a backup generator or extra supplies on hand in case of a power outage, including flashlights, candles, and non-perishable food.

By taking these steps, you can help protect your home from the harsh winter weather and keep your family safe and warm.

We hope this newsletter has provided valuable information and inspiration for your next home improvement project. As always, if you have any questions or would like to schedule a meeting, please don't hesitate to reach out.

Best regards, The Jack Home Construction Team



618-995-2288

info@jackconstruction.com

[Contact Us](#)

[View Our Website](#)



Copyright (C) 2024 Jack Home Construction. All rights reserved.
You are receiving this email because you opted in via our website.

Our mailing address is:

Jack Home Construction
340 Stone Ridge Ln
Goreville, IL 62939-2294

[Add us to your address book](#)

